

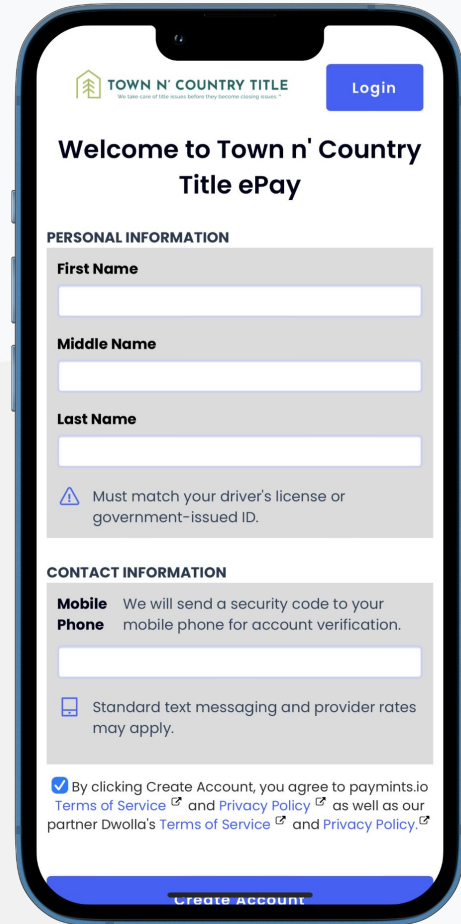



TOWN N' COUNTRY TITLE

We take care of title issues before they become closing issues.™

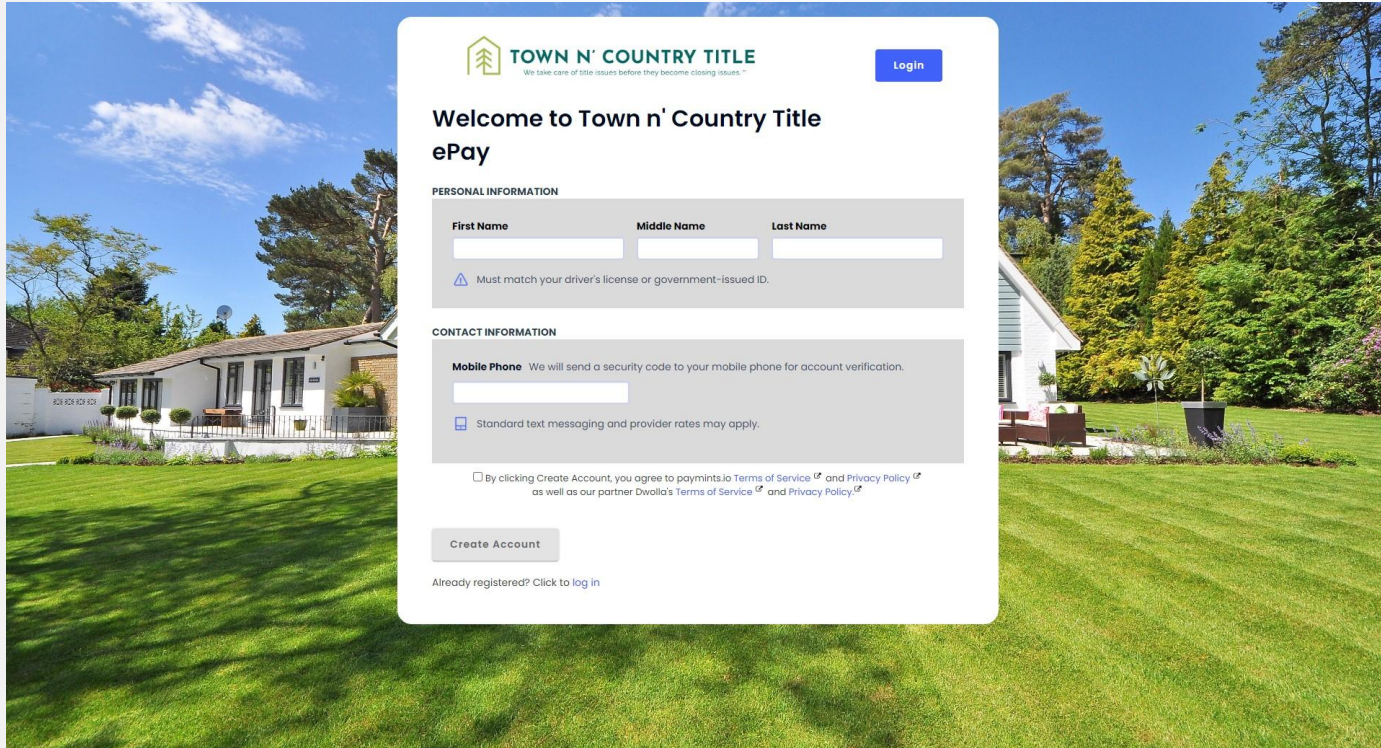
Client Transfer Instructions

Learn More



1

Start by going to townncountry.paymints.io. Create an Account by inputting your first and last name and your mobile phone number. We will send you an authentication code via text.



TOWN N' COUNTRY TITLE
We take care of title issues before they become closing issues.™

Login

Welcome to Town n' Country Title ePay

PERSONAL INFORMATION

First Name	Middle Name	Last Name
<input type="text"/>	<input type="text"/>	<input type="text"/>

⚠️ Must match your driver's license or government-issued ID.

CONTACT INFORMATION

Mobile Phone We will send a security code to your mobile phone for account verification.

📱 Standard text messaging and provider rates may apply.

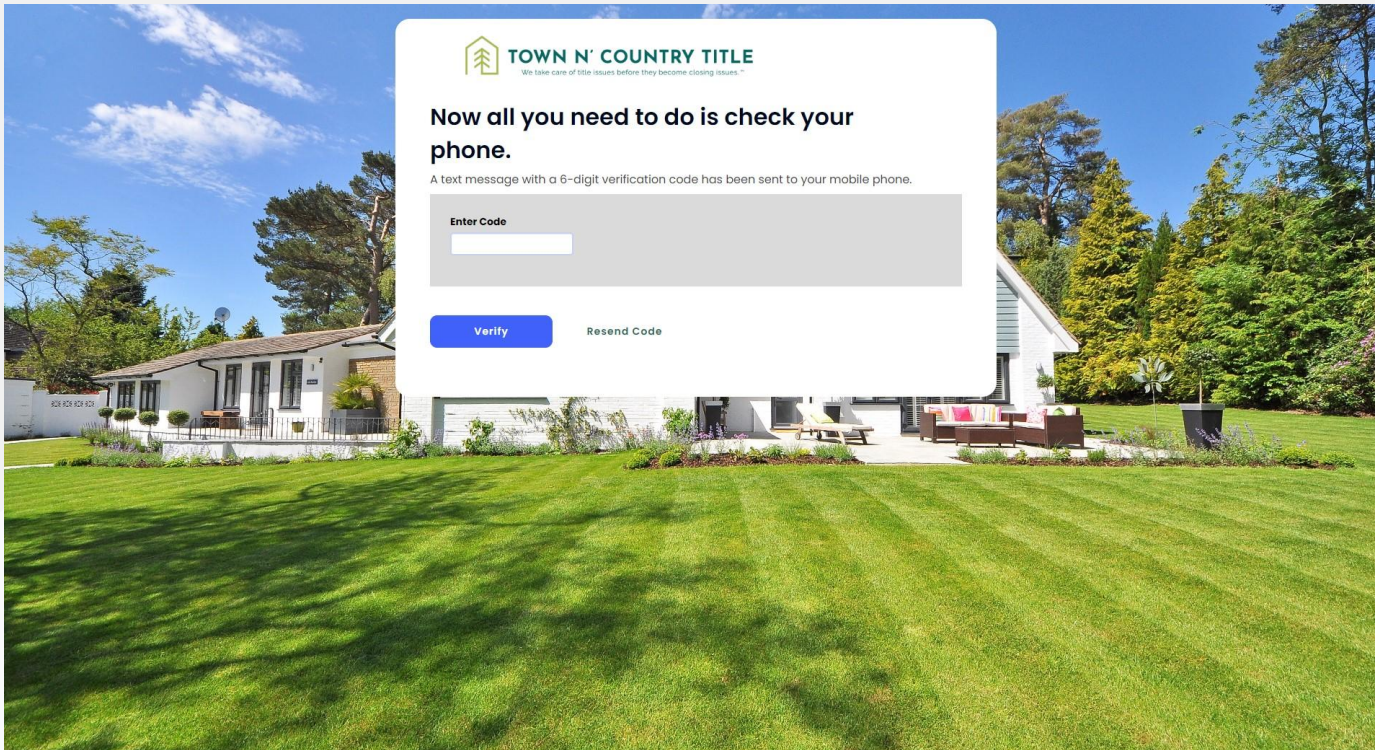
By clicking Create Account, you agree to [paymints.io Terms of Service](#) and [Privacy Policy](#) as well as our partner Dwolla's [Terms of Service](#) and [Privacy Policy](#).

Create Account

Already registered? [Click to log in](#)

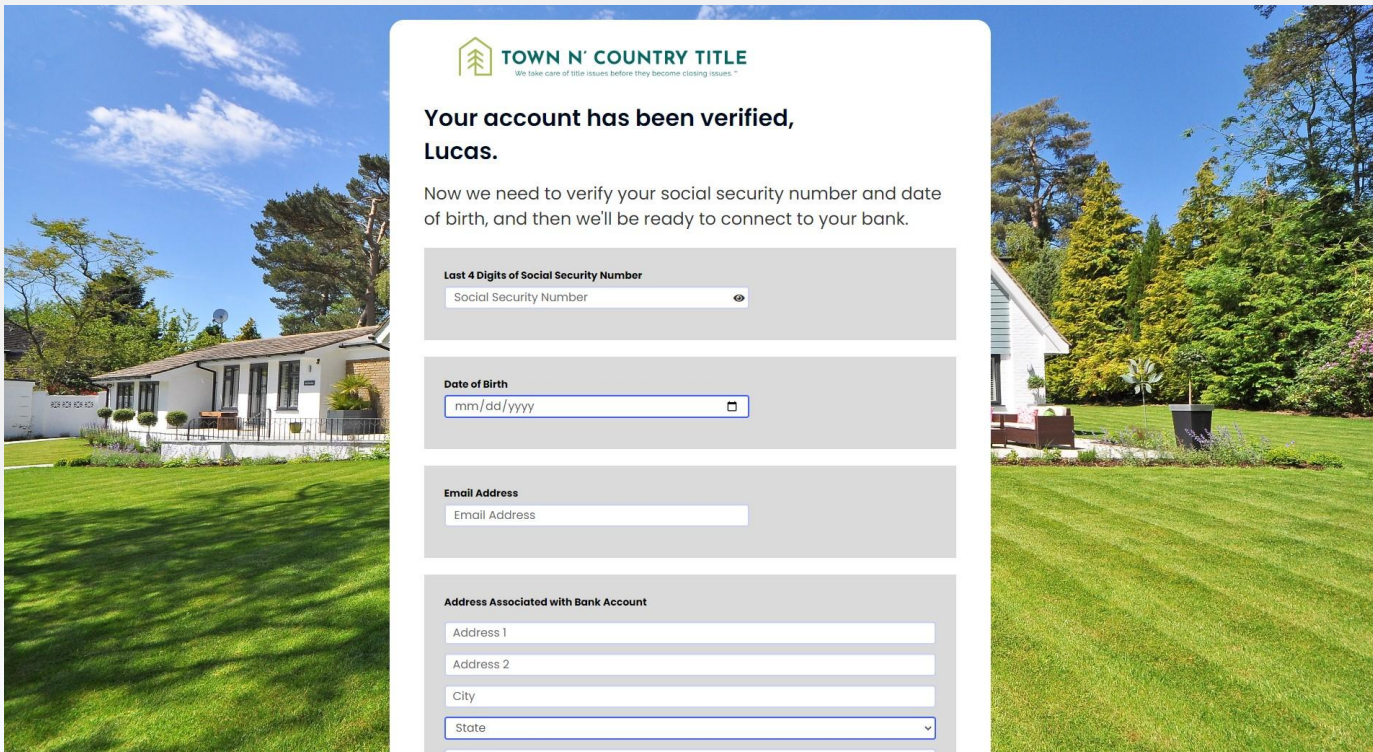
2


Enter the authentication code you should have received via text message.



3

Please input your personal information for bank compliance.



 **TOWN N' COUNTRY TITLE**
We take care of title issues before they become closing issues.™

Your account has been verified, Lucas.

Now we need to verify your social security number and date of birth, and then we'll be ready to connect to your bank.

Last 4 Digits of Social Security Number

Social Security Number

Date of Birth

mm/dd/yyyy

Email Address

Email Address

Address Associated with Bank Account

Address 1

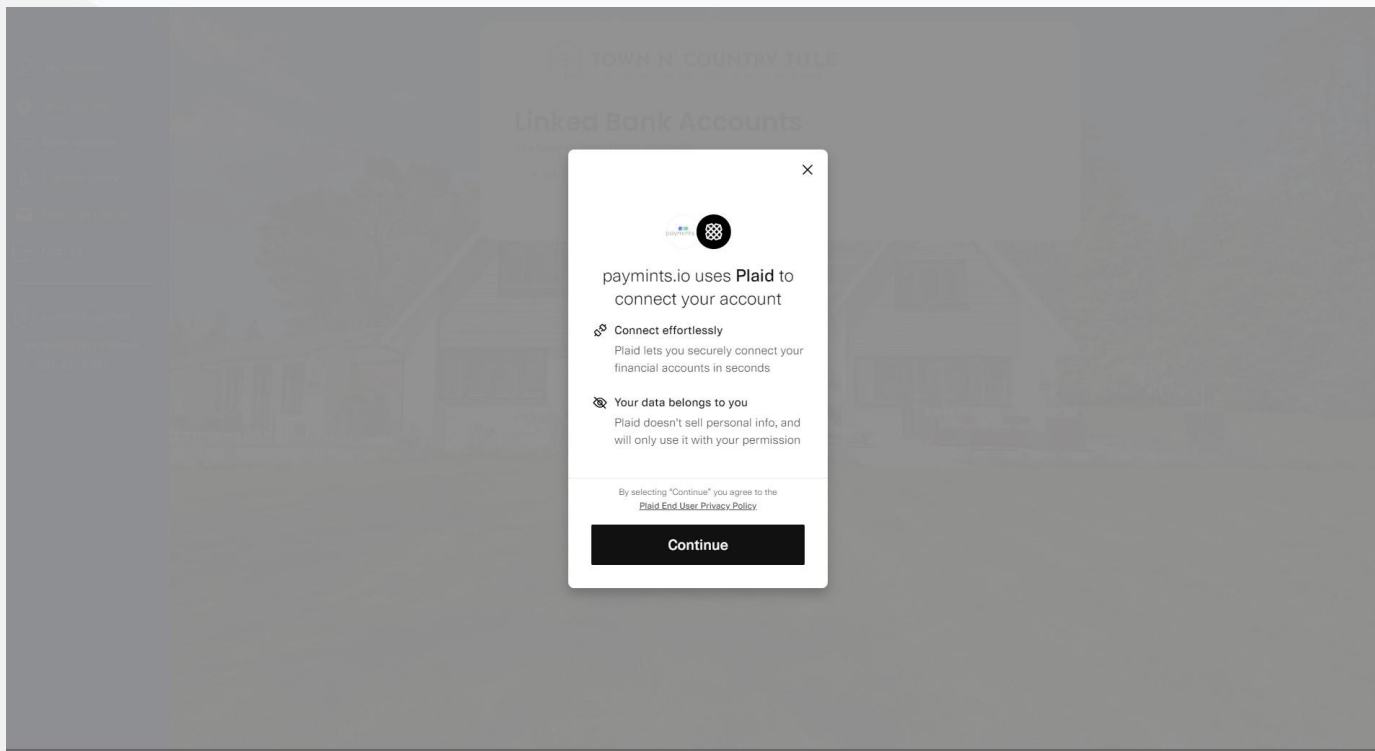
Address 2

City

State

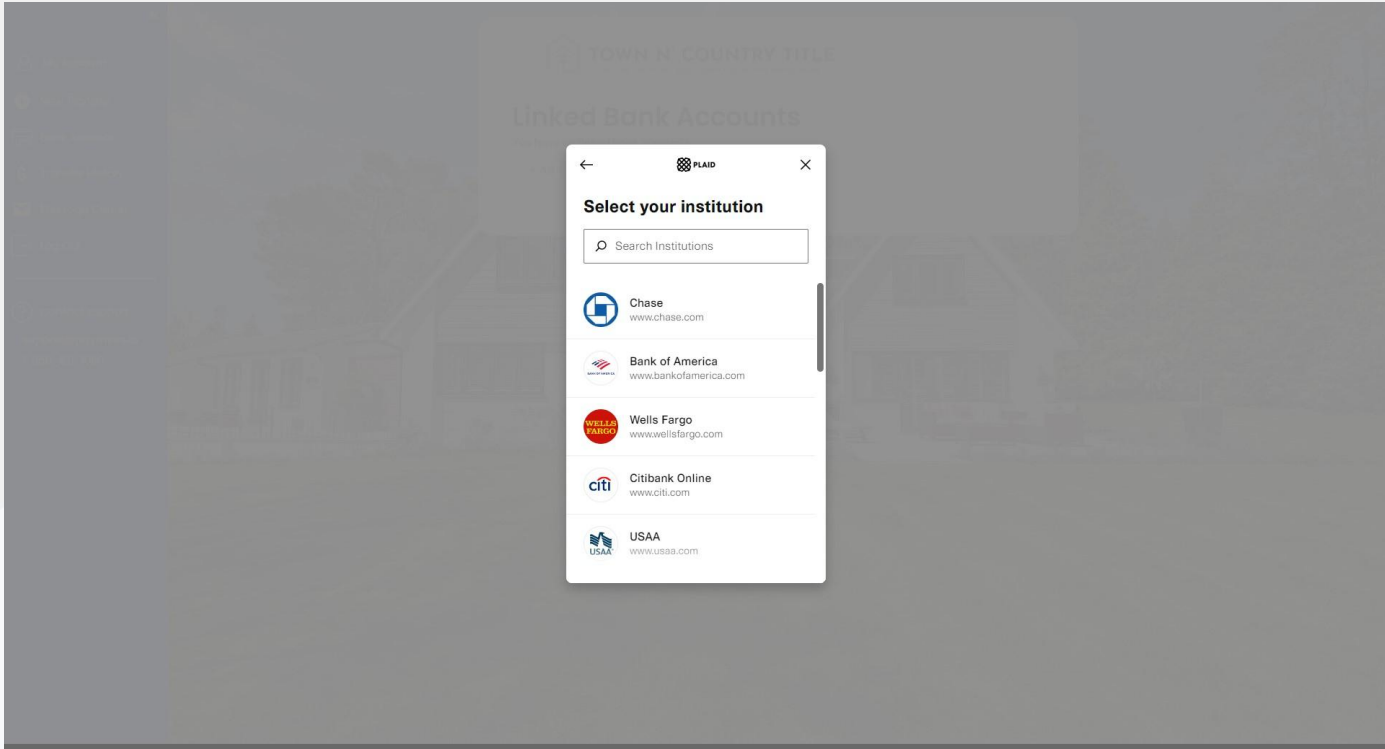
4

Next you will see the Plaid screen. Plaid is the most secure way to connect your bank account electronically. We do not share or store any banking credentials. Please click continue.



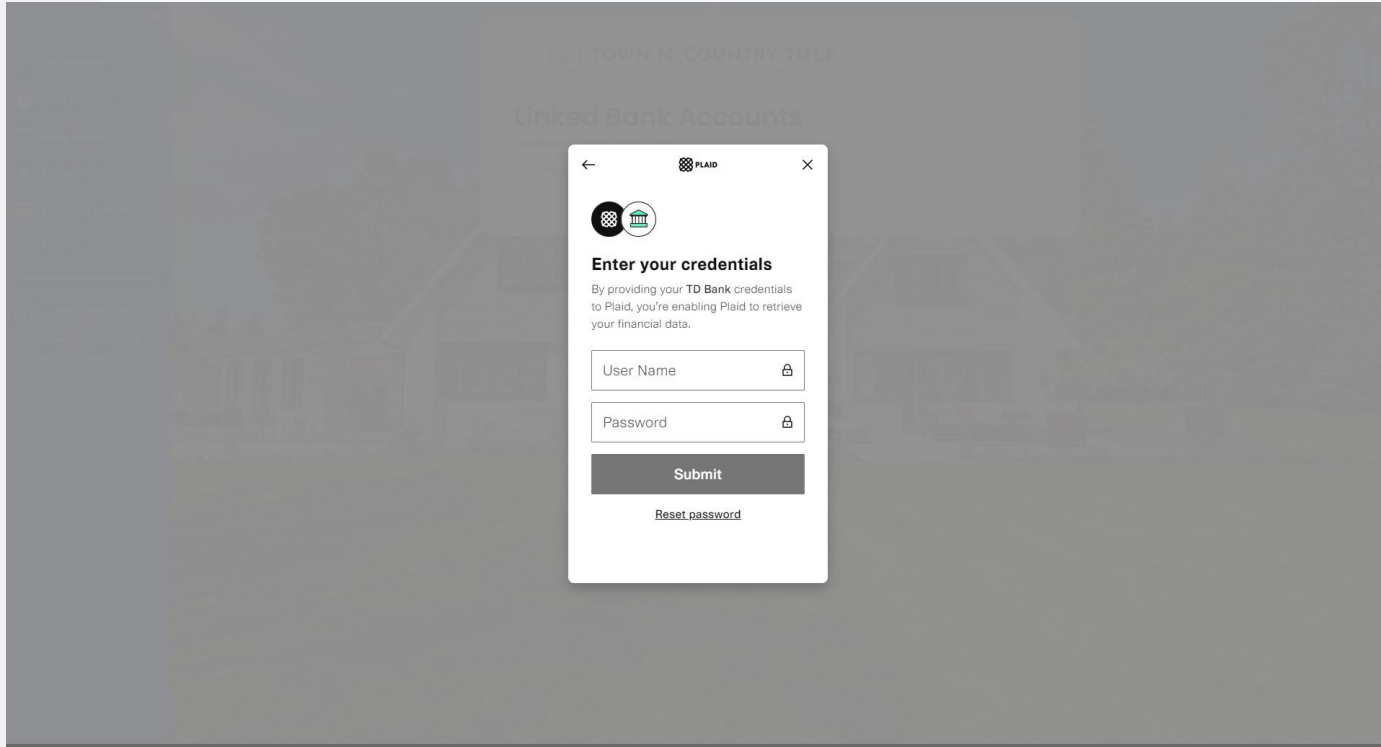
5

Plaid allows us to connect to over 16,000 financial institutions. What you will first see are the most banks used on our platform. If you do not see your bank click in the search bar and type in the name of your bank. Select your financial institution.



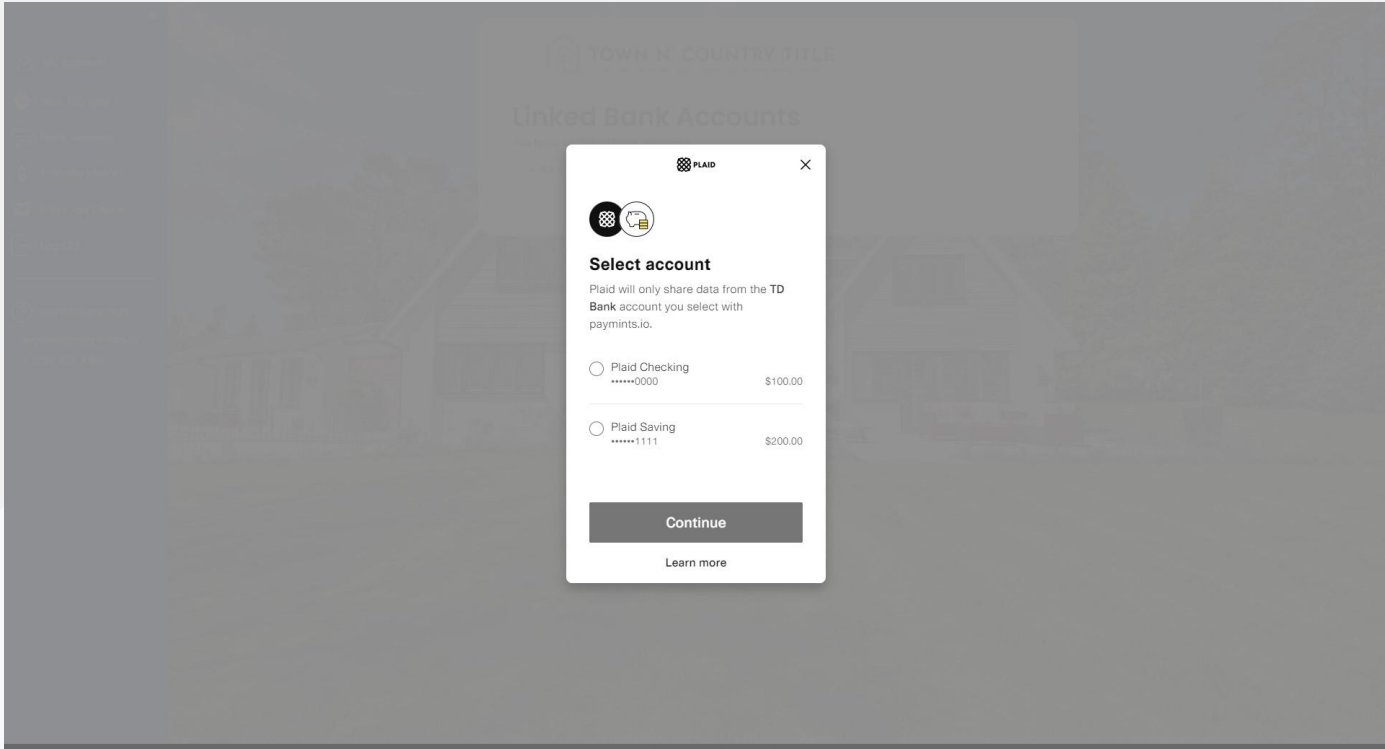
6

After you have selected your financial institution, log in to your bank using your online banking credentials. This will allow you to view all of your accounts which are eligible to make a transfer on our platform.



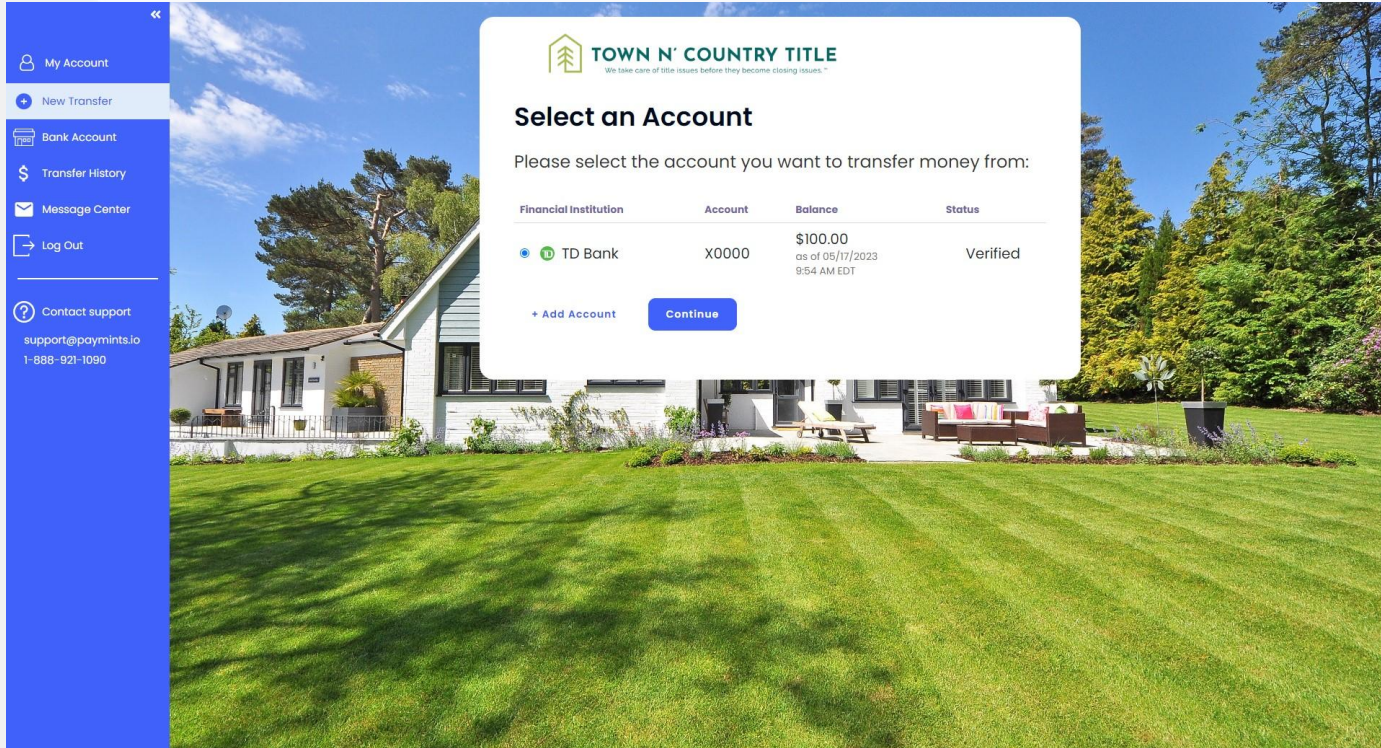
7

Please select the account that you would like to use to make the transfer.



8

Once your account has been selected please click "Continue".



9

Please fill out the transfer details page. If you would like to add any notes about your transfer you can add that in the optional notes section.

My Account

- New Transfer
- Bank Account
- Transfer History
- Message Center
- Log Out
- Contact support
support@paymints.io
1-888-921-1090

TOWN N' COUNTRY TITLE
We take care of title issues before they become closing issues.™

Transfer Details

What kind of transfer would you like to make?

PURPOSE

Select a Purpose

Earnest Money Deposit for Purchase

PROPERTY ADDRESS AND ADDITIONAL NOTES

Property Address Related To The Transfer

Address 1

Address 2

City

State

Zip code

Notes (Optional)

AMOUNT

10

Review your transfer details and if all of the information is correct please click “Make Transfer”.

My Account

- New Transfer
- Bank Account
- Transfer History
- Message Center
- Log Out

Contact support
support@paymints.io
1-888-921-1090

TOWN N' COUNTRY TITLE
We take care of title issues before they become closing issues.™

Review

Please confirm that the information below is correct before continuing.

Transfer From: TD Bank Account X0000 →

Transfer To: Town n' Country Title, LLC
957 S Park Ave
Medford, Wisconsin 54451

Details

Transfer Date	Purpose	Subject Property	Note
05/17/2023	Earnest Money Deposit For Purchase	123 Street Charlotte, North Carolina 28209	

Earnest Money Deposit For Purchase Amount \$1.23

TRANSFER TOTAL AMOUNT
\$1.23

[← Back](#) [Make Transfer](#)

11

Once you have clicked “Make Transfer” both you and Town n' Country Title will receive email notifications that the transfer has been initiated. You will also receive an email notification when the transfer arrives in Town n' Country Title's account. You can also add additional email recipients if you would like to send the transfer details to anyone else involved in the closing.

The screenshot displays the Town n' Country Title mobile application interface. On the left is a blue navigation sidebar with the following menu items: My Account, New Transfer, Bank Account, Transfer History, Message Center, Log Out, and Contact support (with email support@paymints.io and phone number 1-888-921-1090). The main content area features a background image of a house and a central white notification card. The card is titled "Your transfer is now pending." and includes the following information:

- From:** TD Bank Account X0000
- To:** Town n' Country Title, LLC, 957 S Park Ave, Medford, Wisconsin 54451
- Details Table:**

Transfer Date	Purpose	Subject Property	Note
05/17/2023	Earnest Money Deposit For Purchase	123 Street Charlotte, North Carolina 28209	
- Amounts:** Earnest Money Deposit For Purchase Amount: \$1.23; TRANSFER TOTAL AMOUNT: **\$1.23**

Below the notification, there is a text prompt: "You can send a receipt of this transfer to up to 5 people. If you wish to do so, please enter their email addresses below:" followed by four input fields, each labeled "Add email address".

Contact Us

If you experience any issues, please contact support@paymints.io

Enjoyed your transfer experience?
Please let us know & tell a friend!

